





CANDY SERIES
200X200MM

AQUA






Worldwave
International




CA

CORAL




CA
CREMA

Worldwave
International




CA CYAN




CA
GRAY

Worldwave
International




CA GREEN




CA
GRIS

Worldwave
International




CA

ΚΗΑΚΗΠΙ




CA
PINK


Worldwave
International



CA YELLOW




10 mm



IDEAL FOR RENOVATIONS

Ideal for renovations
Thickness of glue and tile less than 1 cm



EASY AND FAST TO INSTALL

Easy to install
Save 35% of installation time



ULTRA LIGHTWEIGHT MATERIAL

Ultralight material
40% weight reduction



GREATER ENVIRONMENTAL SUSTAINABILITY

Highly eco-friendly
The efficient use of raw materials reduces the CO2 emissions

Packing	Size/mm	Pc/Box	Kg/Box	Covrage area
CANDY	200X200	25	12.8 approx	10.76 sq.ft