

Worldwave
International




Exceeding The Limits To Always Get The Best

CC GLOSSY
COLLECTION

1200x2400MM



CONNECTING THE VALUE OF SLAB



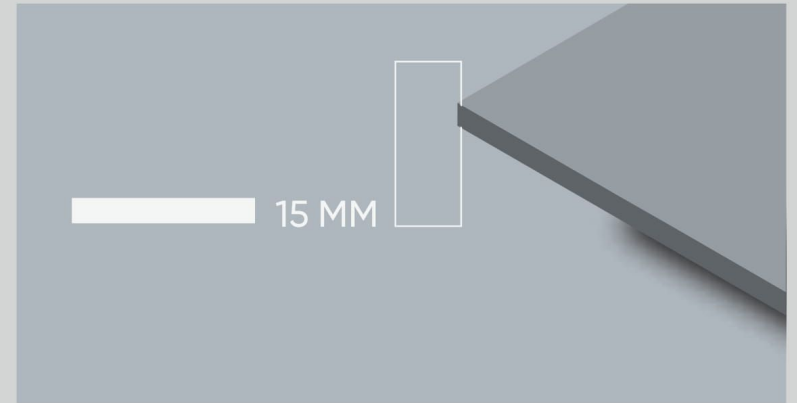

CONTINUA+ LAMGEA **SYSTEM** Lamina

CONTINUA+ is the most efficient, highest-productivity technology for the accurately managed manufacture of ceramic slabs and tiles, also producible with traditional bodies. The slabs are, in fact, formed without using a traditional press or mould, ensuring maximum flexibility in terms of size and thickness.



CONTINUA+ seamlessly integrates the powder forming phase and subsequent digital decoration. The key strengths of this exclusive process are high quality texturing and unrivalled surface shine.


PRODUCT Formats




The thicknesses are one of the most important elements characterizing.

15 mm is set aside for the most demanding product applications such as kitchen countertops.


EDGE Profiles




Double straight rounded edge




Rounded straight edge




Half bullnose



Full bullnose



Demi bullnose




Micro bevel



Straight squared edge



Double straight squared edge



Rounded edge at 45°



Squared edge at 45°

Giving a nice trim to the edges of the tiles adds to its beauty.

As these tiles are of the good thickness of 15mm it is possible to shape its edges in different styles and create aesthetically rich countertops for your space.

JOINT POSSIBILITIES



Birds beak



45° corner




Soft corner



White



Black



Grey



Ivory




Our collections offer professional-grade performance while seamlessly blending the latest innovations with a premium design aesthetic that is crafted with authentic, high-quality materials.

The Functionality of
The Residential Kitchen

Elevating Classic Style
for Today's Homeowner

Leading Edge Design
and Innovation

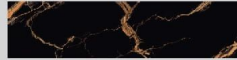
PRODUCT Range



Black Fusion



Forest Green



Gold Black



Marine Black



Salina Blanco



Bagnara



Baxter



Emperador Grey



Sary Gris



Strome Root



William Grey



Antresit Beige



Bianco Perlino



Bluetee



Bottochino Venato



Breccia Aurora



Brescia Oniciata



Marfil Valencia



Rocersa Imperiale



Trani Fiorito



Antresit Bianco



Arabescato Gold



Bianco Carrara



Calcatta Ultra



Gris Moncervetto



Mont Blanc




Satuario Pearl




Statuario Delicato



Jet Black



Pearl White



Royal Quartzite

PRODUCT Finishes

GLOSSY

Glossy is an optical property which indicates how well a surface reflects light in a specular (mirror-like) direction.



APPLICATION Areas

KITCHEN COUNTERTOP



DINING TABLE



LIVING ROOM



FURNITURE



STAIRCASE



OFFICE TABLE



TABLE TOP



DOOR \ WINDOW
FRAME



TECHNICAL Features

LIGHTWEIGHT



WATERPROOF



RESISTANT TO SCRATCHES



RESISTANT TO HIGH
TEMPERATURES



EASY TO CLEAN



RESISTANT TO BENDING



100% NATURAL



RECYCLABLE

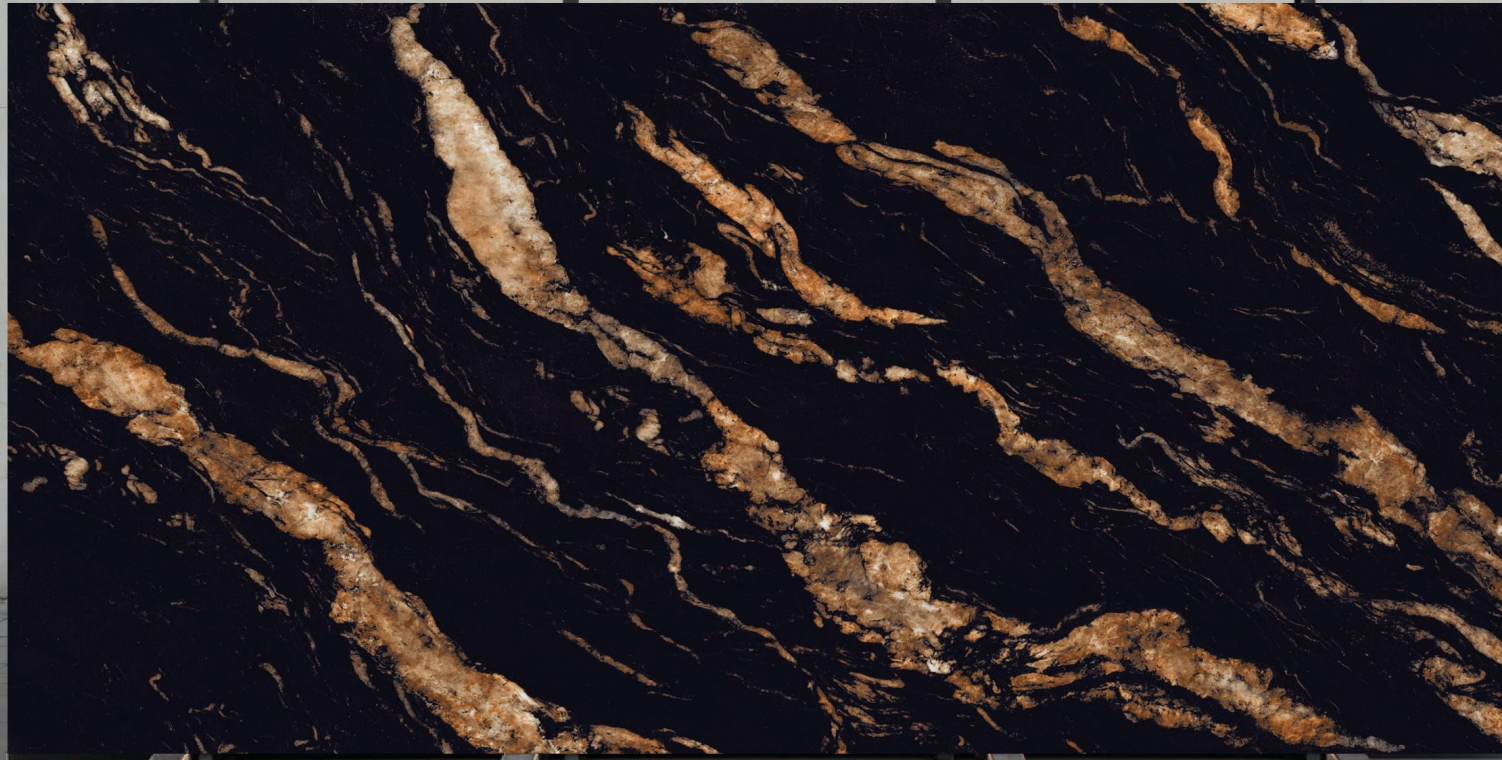


HYGIENIC



RESISTANT TO UV RAYS






BLACK FUSION

BODY
BLACK BODY

FINISH
GLOSSY

SIZE
1200x2400 MM

THICKNESS
15 MM



FOREST GREEN

BODY
BLACK BODY

FINISH
GLOSSY

SIZE
1200x2400 MM

THICKNESS
15 MM



GOLD BLACK

BODY
BLACK BODY

FINISH
GLOSSY

SIZE
1200x2400 MM

THICKNESS
15 MM



MARINE BLACK

BODY
BLACK BODY

FINISH
GLOSSY

SIZE
1200x2400 MM

THICKNESS
15 MM



SALINA BLANCO

BODY
BLACK BODY

FINISH
GLOSSY

SIZE
1200x2400 MM

THICKNESS
15 MM




BAGNARA

BODY
GREY BODY

FINISH
GLOSSY

SIZE
1200x2400 MM

THICKNESS
15 MM




BAXTER

BODY
GREY BODY

FINISH
GLOSSY

SIZE
1200x2400 MM

THICKNESS
15 MM



EMPERADOR GREY

BODY
GREY BODY

FINISH
GLOSSY

SIZE
1200x2400 MM

THICKNESS
15 MM



SARY GRIS

BODY
GREY BODY

FINISH
GLOSSY

SIZE
1200x2400 MM

THICKNESS
15 MM



STROME ROOT

BODY
GREY BODY

FINISH
GLOSSY

SIZE
1200x2400 MM

THICKNESS
15 MM




WILLIAM GREY

BODY
GREY BODY

FINISH
GLOSSY

SIZE
1200x2400 MM

THICKNESS
15 MM



ANTRESIT BEIGE

BODY
IVORY BODY

FINISH
GLOSSY

SIZE
1200x2400 MM

THICKNESS
15 MM




BIANCO PERLINO

BODY
IVORY BODY

FINISH
GLOSSY

SIZE
1200x2400 MM

THICKNESS
15 MM



BLUETEE

BODY
IVORY BODY

FINISH
GLOSSY

SIZE
1200x2400 MM

THICKNESS
15 MM



BOTTOCHINO VENATO

BODY
IVORY BODY

FINISH
GLOSSY

SIZE
1200x2400 MM

THICKNESS
15 MM



BRECCIA AURORA

BODY
IVORY BODY

FINISH
GLOSSY

SIZE
1200x2400 MM

THICKNESS
15 MM




BRESSIA ONICIATA

BODY
IVORY BODY

FINISH
GLOSSY

SIZE
1200x2400 MM

THICKNESS
15 MM



MARFIL VALENCIA

BODY
IVORY BODY

FINISH
GLOSSY

SIZE
1200x2400 MM

THICKNESS
15 MM



ROCERSA IMPERIALE

BODY
IVORY BODY

FINISH
GLOSSY

SIZE
1200x2400 MM

THICKNESS
15 MM



TRANI FIORITO

BODY
IVORY BODY

FINISH
GLOSSY

SIZE
1200x2400 MM

THICKNESS
15 MM




ANTRESIT BIANCO

BODY
WHITE BODY

FINISH
GLOSSY

SIZE
1200x2400 MM

THICKNESS
15 MM




ARABESCATO GOLD

BODY
WHITE BODY

FINISH
GLOSSY

SIZE
1200x2400 MM

THICKNESS
15 MM




BIANCO CARRARA

BODY
WHITE BODY

FINISH
GLOSSY

SIZE
1200x2400 MM

THICKNESS
15 MM



CALCATA ULTRA

BODY
WHITE BODY

FINISH
GLOSSY

SIZE
1200x2400 MM

THICKNESS
15 MM



GRIS MONCERVETTO

BODY
WHITE BODY

FINISH
GLOSSY

SIZE
1200x2400 MM

THICKNESS
15 MM



MONT BLANC

BODY
WHITE BODY

FINISH
GLOSSY

SIZE
1200x2400 MM

THICKNESS
15 MM



SATUARIO PEARL

BODY
WHITE BODY

FINISH
GLOSSY

SIZE
1200x2400 MM

THICKNESS
15 MM



STATUARIO DELICATO

BODY
WHITE BODY

FINISH
GLOSSY

SIZE
1200x2400 MM

THICKNESS
15 MM




JET BLACK

BODY
FULL BODY

FINISH
GLOSSY & MATT

SIZE
1200x2400 MM

THICKNESS
15 MM



PEARL WHITE

BODY
FULL BODY

FINISH
GLOSSY & MATT

SIZE
1200x2400 MM

THICKNESS
15 MM



ROYAL QUARTZITE

BODY
FULL BODY

FINISH
GLOSSY & MATT

SIZE
1200x2400 MM

THICKNESS
15 MM

Cleaning & Maintenance

Our products are non porous (due to their high quality raw materials, stringent production parameters and state of the art technology), hence any dust or deposited waste cannot penetrate the surface.

For most cases only a damp cloth is sufficient for cleaning.

Regular cleaning highlights the aesthetic features of the surface and gives it exceptional shine.

For highly aggressive cleaning caused by some common food and substances follow the table below.

| TYPE OF STAIN | CHEMICAL PRODUCT | EXAMPLE |
|---------------|--------------------|--|
| Grease | Alkaline - Solvent | Detergent |
| Oil | Solvent | Ammonia, Backing Soda |
| Ink | Oxidant - Solvent | Alcohol, Liquid Bleach, Nail Paint Remover |
| Rust | Acid | Hydrochloric Acid, Vinegar, Red Harpic |
| Lime | Acid | Descaling Reagent, Hydro Chloric Acid |
| Cement | Acid | Hydro Chloric Acid |
| Wine | Alkaline | Ammonia, Liquid Bleach |
| Coffee | Alkaline - Solvent | Ammonia, Liquid Bleach |
| Rubber | Solvent | Alcohol, Thinner |
| Plaster | Acid | Hydro Chloric Acid |
| Candle Wax | Solvent | Alcohol, Thinner |
| Iodine | Oxidant | Liquid Bleach |
| Blood | Oxidant | Liquid Bleach |
| Ice Cream | Alkaline | Liquid Bleach |

Note: It is recommended that any kind of stain needs to get clean immediately / as soon as possible.

Technical Specification

| CHARACTERISTIC | STANDARD AS PER ISO13006:2018/ EN14411 Gr.Bla | MEAN VALUE OF IBIS | TEST METHOD |
|--|---|--|-----------------|
| Regulatory Properties | | | |
| Deviation in Length and Width | ± 0.30 % (+1.00mm) | ± 0.10 % | ISO 10545-2 |
| Deviation in Thickness | ± 5.00 % (+0.50mm) | ± 5.00 % | ISO 10545-2 |
| Straightness in Side | ± 0.30 % (+0.80mm) | ± 0.10 % | ISO 10545-2 |
| Rectangularity | ± 0.30 % (+1.50mm) | ± 0.10% | ISO 10545-2 |
| Surface Flatness Central Curvature | ± 0.40 % (+1.80mm) | ± 0.50 % | ISO 10545-2 |
| Surface Flatness Edge Curvature | ± 0.40 % (+1.80mm) | ± 0.50 % | ISO 10545-2 |
| Surface Flatness Warpage | ± 0.40 % (+1.80mm) | ± 0.50 % | ISO 10545-2 |
| Surface Quality | > 95% defects free | > 95% defects free | ISO 10545-2 |
| Small Color Difference(for Plain Colour) | ΔE < 1.00 | ΔE < 0.30 | ISO 10545-16 |
| Glossiness (Polished) | as per mfg. | Gloss Value> 90 | Gloss Meter 60° |
| Glossiness (Matt) | as per mfg. | 3 <Gloss Value<7 | Gloss Meter 60° |
| Glossiness (Satin/Posh) | as per mfg. | 7<Gloss Value<18 | Gloss Meter 60° |
| Structural Properties | | | |
| Water absorption | ≤ 0.50 % | ≤ 0.060 % | ISO 10545-3 |
| Bulk density | as per mfg. | Min. 2.28 g/cc | ISO 10545-3 |
| Massive Mechanical Properties | | | |
| Modulus of rupture | Min. 35.0 N/mm ² | Min. 42.0 N/mm ² | ISO 10545-4 |
| Breaking strength thickness <7.5 | Min. 700.0 N | Min. 1000.0 N | ISO 10545-4 |
| Breaking strength thickness ≥7.5 | Min. 1300.0 N | Min. 1800.0 N | ISO 10545-4 |
| Breaking strength thickness ≥7.5mm | Min. 1300.0 N | Min. 7500.0 N | ISO 10545-4 |
| Surface Mechanical Properties | | | |
| MOH'S hardness # | as per mfg. | Glossy Min. 4/ Posh Min. 6 | BS EN 15771 |
| Surface abrasion resistance # | as per mfg. | Glossy Min. 2/ Posh Min. 3 | ISO 10545-7 |
| Deep abrasion resistance # | Max. 175m ^h m | Max. 132m ^h m | ISO 10545-6 |
| Thermal Hydrometric Properties | | | |
| Moisture expansion | Max. 0.06%(0.6mm/m) | Max. 0.02mm/m | ISO 10545-10 |
| Thermal expansion(COE) at 100°C | as per mfg. | Max. 6.0 x 10 ⁻⁶ | ISO 10545-8 |
| Thermal shock resistance | Min. 10 Cycle | Min. 10 Cycle | ISO 10545-9 |
| Impact resistance(COR) # | Min. 0.55 | Min. 0.55 | ISO 10545-5 |
| Frost resistance | as per mfg. | Frost Proof | ISO 10545-12 |
| Chemical Properties | | | |
| Resistance to staining glazed | Min. Class 3 | Min. Class 4 | ISO 10545-14 |
| Resistance to household chemicals & swimming pool salts glazed | Min. Class GB | Min. Class GA | ISO 10545-13 |
| Resistance to low concentrate acid and alkalis glazed | as per mfg. | Min. Class GLB** | ISO 10545-13 |
| Resistance to high concentrate acid and alkalis glazed | as per mfg. | Min. Class GHB** | ISO 10545-13 |
| Safety Properties | | | |
| Skid resistance(DCOF-DRY) ## | as per mfg. | Glossy P0(< ¹³) / Posh ≥P1(¹²⁻²⁴) | BS 7976-2 |
| Slip resistance(DCOF)(R value) ## | as per mfg. | R9 to R ¹³ | DIN 51130 |
| Fire resistance | as per mfg. | Fire Proof | N.A. |

* With Nano polished

** Except Hydrofluoric Acid & it's compound

Tiles Intended for use on floor

As per customer requirement

Packing Details

| PRODUCT | BODY | SIZE | THICKNESS | TILES / BOX | COVERAGE AREA / BOX | WEIGHT (Kg) |
|---------------|------------|-------------|-----------|-------------|---------------------|------------------|
| Glossy | Color Body | 1200x2400mm | 15mm | 1pc | 31 Sq ft | 98 to 100 Approx |
| Glossy & Matt | Full Body | 1200x2400mm | 15mm | 1pc | 31 Sq ft | 98 to 100 Approx |