



MATT
FINISH &
LINNER & BLAST
EFFECT



Technical Features



Wide Range of Colors, Sizes, Thicknesses & Finishes

The surfaces are available in a wide variety to fit in all types of spaces.



Hygienic Surfaces

Fully safe and compatible with food. It is very easy to clean.



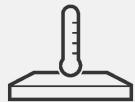
Easy to Clean

No special cleaning products required.



Unalterable Colours

Without any organic pigment, the color of the surfaces can resist UV radiation and extreme climatic conditions.



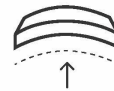
Heat Resistant

The surfaces are made of high-temperature resistant material.



Chemical Resistant

The surfaces are resistant to detergents and disinfectants.



Breaking Strength

It's thinness provides great resistance to bending.



Environment Friendly

100% Natural. These surfaces do not release any substances, also it can be easily milled and recycled.



Stain Resistant

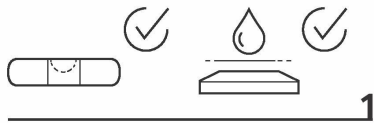
The surfaces do not stain when in contact with acids such as lemon or with cleaning products such as bleach or ammonia.



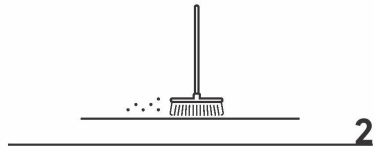
Frost Resistant

The surfaces are resistant to frost.

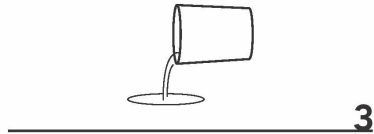
Tiles Laying Instructions



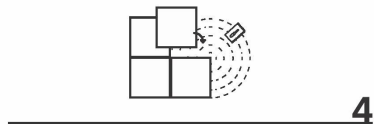
The substrate to be tiled must be perfectly leveled. We recommend that damp areas be waterproofed before hand and the levelling in the adhesive layer must be uniform to prevent the emergence of tile edges.



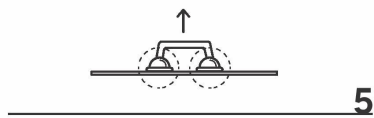
For better bonding strength of the adhesive, we recommend first cleaning the surface to be tiled.



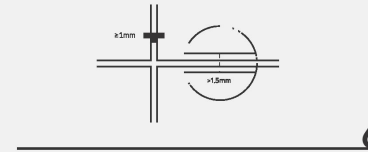
The type of adhesive to be used is determined by the properties of the substrate to be tiled, as well as the type of the chosen ceramic tile, the tile format and the end use.



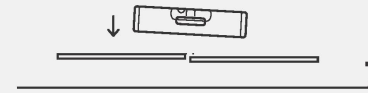
The thin-bed installation method is recommended with a flexible adhesive. For 3+ mm pieces with a glass fibre base, the buttering-floating technique is recommended, paying special attention to fully covering the corners.



Careful handling is advisable to prevent nipped edges, chipping or scratches on the tile surface.



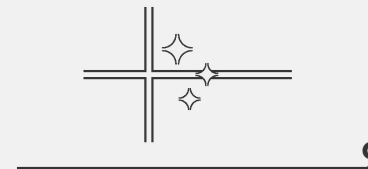
The separation between pieces must be more than 1.5 mm. The cross-spacers to be used must be at least 1 mm.



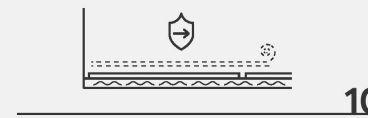
We recommend that you compensate the levelling for any possible movement or contraction of already-installed material. This procedure will prevent most minor differences in levels.



We recommend that you consider the inclusion of perimeter joints, which will help absorb any movements after installation. If the substrate already has structural joints or dividing joints, these must be respected when ceramic tiles are installed.



The installation joints must be empty and free of bonding materials and traces of dirt and grime. In this way, the adhesion of the grout will be improved and will be more effective.



When laying floor coverings, and once the ceramic tile is laid, we recommend that you protect the surface until the building project is complete. Following this procedure will safeguard the material and will make cleaning easier.

TECHNICAL SPECIFICATION

Sr. No.	CHARACTERISTIC	STANDARD AS PER IS 15622:2006 GROUP BIA	MEAN VALUE OF OUR VITRIFIED TILES
1	Deviation in Length & Width	± 0.6%	± 0.4%
2	Deviation In Thickness	± 0.5%	± 0.4%
3	Straightness of Sides	± 0.5%	± 0.4%
4	Rectrangularity	± 0.6%	± 0.5%
5	Surface Flatness	± 0.5%	± 0.5%
6	Hardness on Mohs Scale	> 6	> 7
7	Water Absorption	< 0.5%	± 0.05%
8	Flexural Strength (Mor)	> 35 N/mm ²	> 40 N/mm ²
9	Abrasion Resistance	< 175 N/mm ²	< 145 N/mm ²
10	Sjid Resistance	> 0.4	> 0.4
11	Bulk Density	> 2	> 2.4
12	Crost Resistance	Frost Proof	Frost Proof
13	Chemical Resistance	No Damage	No Damage
14	Thermal Shock Resistance	No Damage	No Damage
15	Thermal Expansion	< 9x10	< 6x10
16	Stain Resistance	Resistance	Resistance
17	Moisture Expansion	Nill	Nill
18	Glossiness	Gloss Meter	Min. 90 reflection
19	Breaking Strength	1300 N	2000 N

PACKING DETAILS

Sr. No.	Size	Piece Per Box	Sq. mtr.	Sq. ft.
01	600x1200mm	2	1.44	15.50

A MARK OF
NATURE
&
DURABILITY

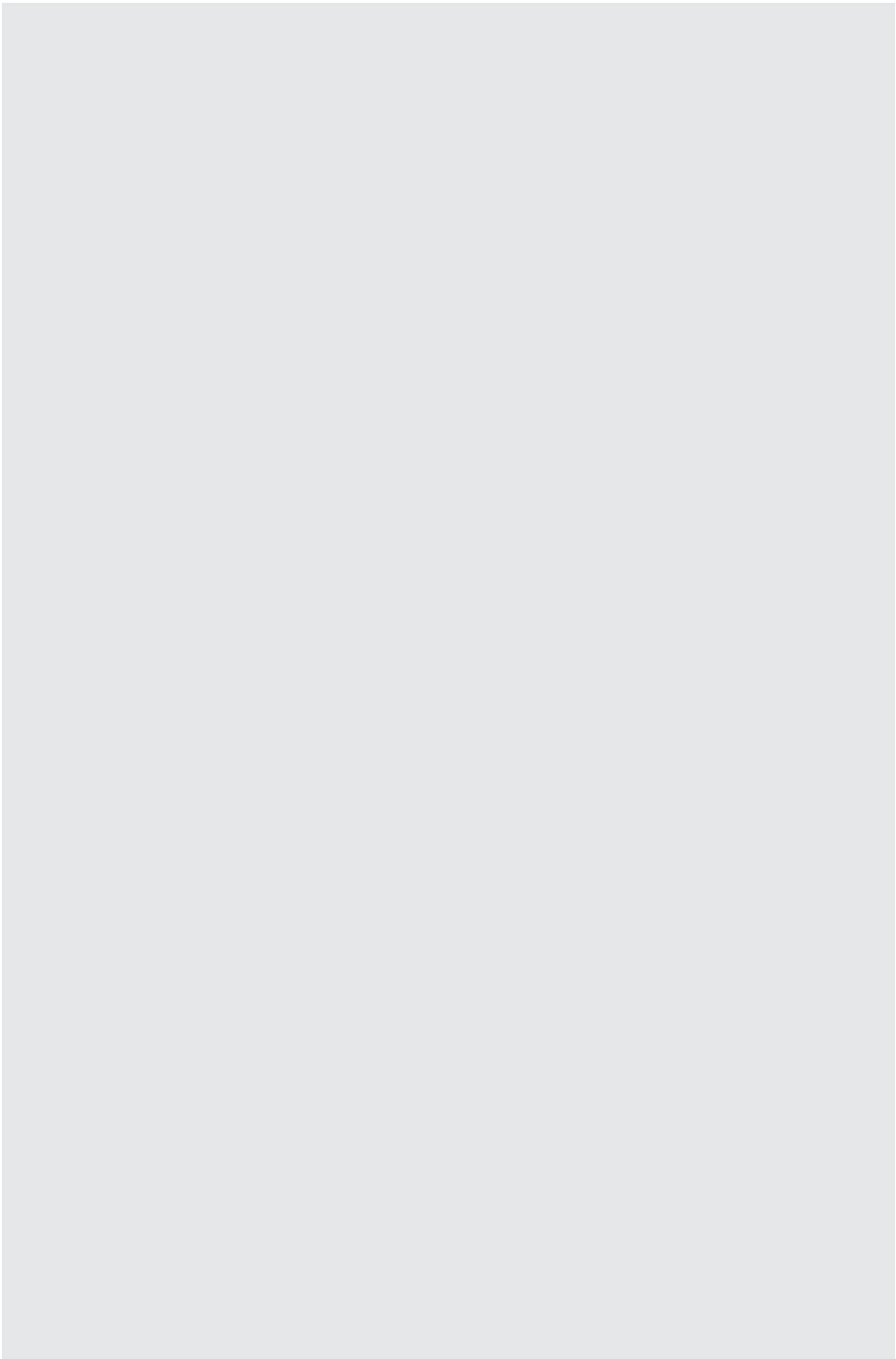





PASTEL
COLOR
FULLBODY
COLLECTION
2021

PRODUCT
CATALOGUE





PRESENTING THE FULLBODY



Beautiful and
durable surfaces
for extravagant
spaces

Available
Thickness

11mm **9.5mm**



Interior
Application
Areas



Bedroom



Dining Room



Bathroom




Living Room



Kitchen



Available
Sizes

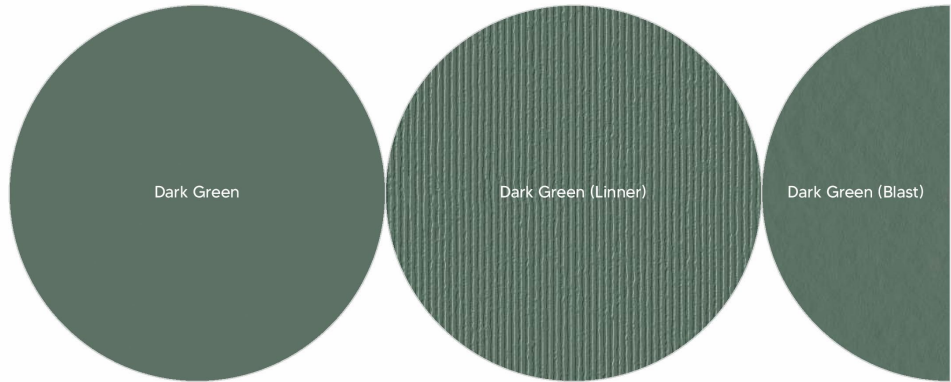




Exploring the
magnificent glory
of surfaces

**MATT
FINISH &
LINNER & BLAST
EFFECT**





MATT
FINISH &
LINNER & BLAST
EFFECT

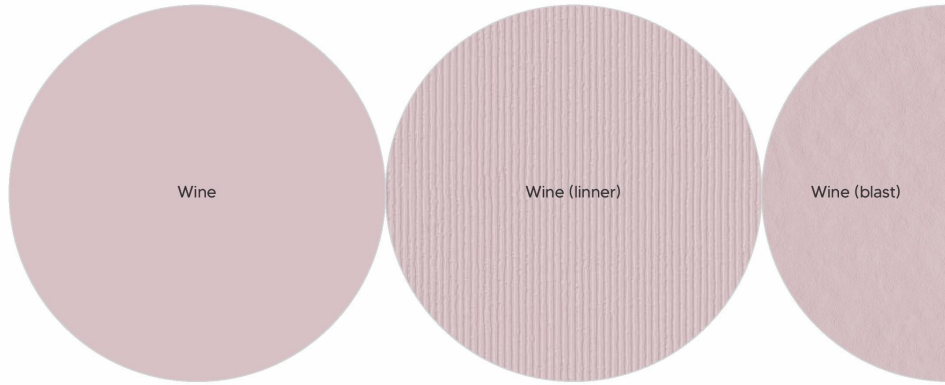




pastel
COLOR SERIES

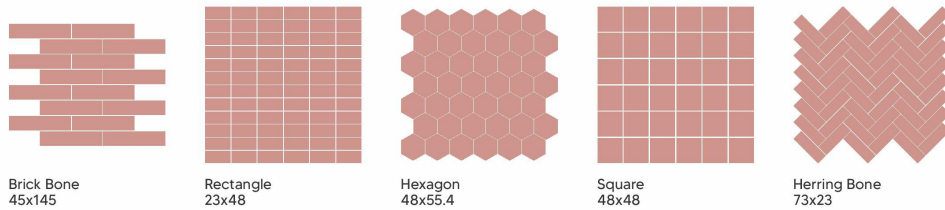

MATT FINISH & LINNER & BLAST EFFECT

Worldwave
International





**MATT
FINISH &
LINNER & BLAST
EFFECT**






**MATT
FINISH &
LINNER & BLAST
EFFECT**



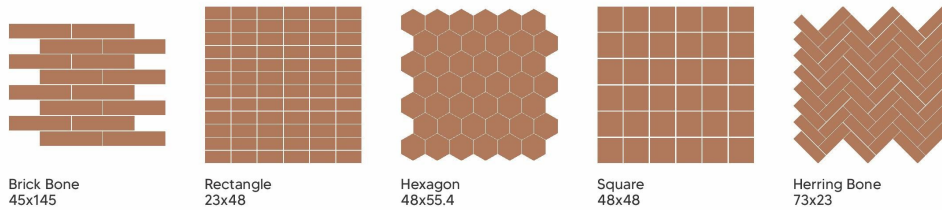
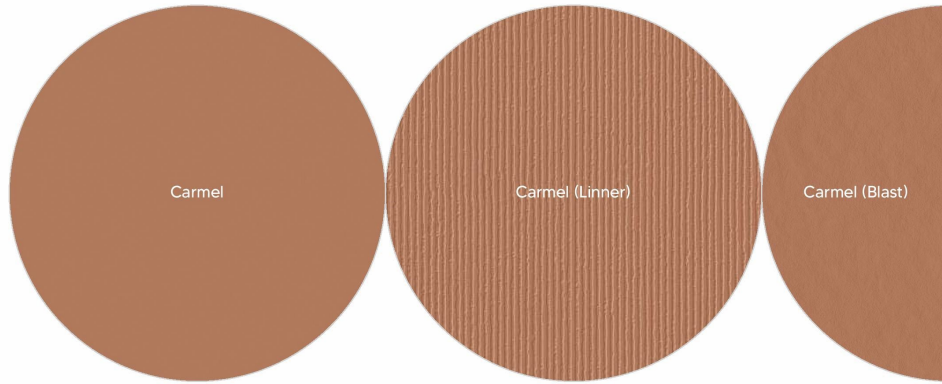


**MATT
FINISH &
LINNER & BLAST
EFFECT**





MATT FINISH & LINNER & BLAST EFFECT


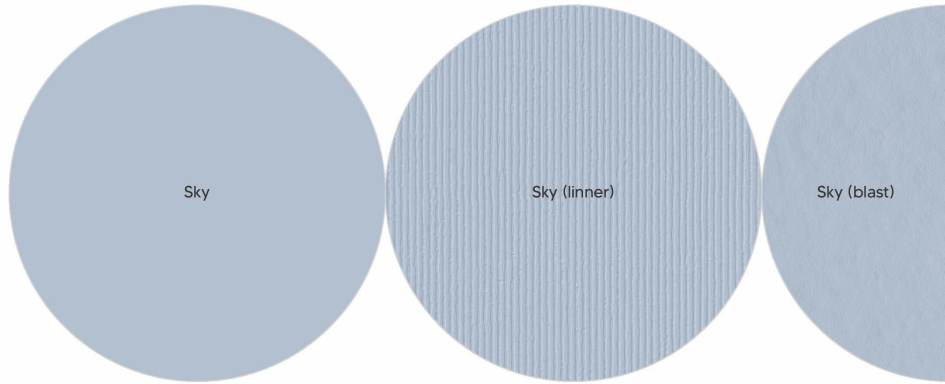


Brick Bone 45x145 Rectangle 23x48 Hexagon 48x55.4 Square 48x48 Herring Bone 73x23





**MATT
FINISH &
LINNER & BLAST
EFFECT**






Wall & Floor | Facade | Terrace | Furniture Tops

pastel
COLOR SERIES

MATT
FINISH &
LINNER & BLAST
EFFECT

Worldwave
International



Iris

Iris (linner)


Iris (blast)



Available
Sizes

600x
1200mm

600x
600mm



Brick Bone
45x145


Rectangle
23x48

Hexagon
48x55.4

Square
48x48

Herring Bone
73x23





MATT
FINISH &
LINNER & BLAST
EFFECT






**MATT
FINISH &
LINNER & BLAST
EFFECT**





Wall & Floor Facade Terrace Furniture Tops




Dark Grey

Dark Grey (Linner)

Dark Grey (Blast)



Available Sizes
600x1200
600x600



Brick Bone
45x145

Rectangle
23x48

Hexagon
48x55.4

Square
48x48

Herring Bone
73x23



MATT FINISH & LINNER & BLAST EFFECT


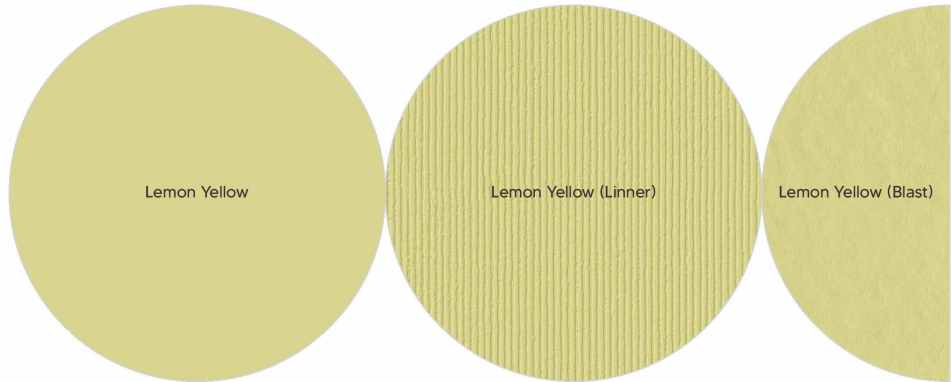




pastel
COLOR SERIES


MATT FINISH & LINNER & BLAST EFFECT

Worldwave
International



Brick Bone 45x145
Rectangle 23x48
Hexagon 48x55.4
Square 48x48
Herring Bone 73x23






MATT
FINISH &
LINNER & BLAST
EFFECT






MATT
FINISH &
LINNER & BLAST
EFFECT







**MATT
FINISH &
LINNER & BLAST
EFFECT**





MATT
FINISH &
LINNER & BLAST
EFFECT





**MATT
FINISH &
LINNER & BLAST
EFFECT**

