

Galassia

SERIES



DOUBLE CHARGE
VITRIFIED TILES

800X1600MM

Galassia
SERIES

Worldwave
International

800X1600MM / 80X160CM



PANDORA WHITE

Galassia
SERIES

Worldwave
International

800X1600MM / 80X160CM



PANDORA CREMA

Galassia
SERIES

Worldwave
International

800X1600MM / 80X160CM



PANDORA AQUA

Galassia
SERIES

Worldwave
International

800X1600MM / 80X160CM



PANDORA BEIGE

Galassia
SERIES

Worldwave
International

800X1600MM / 80X160CM




PANDORA GRAY

Galassia
SERIES

Worldwave
International

800X1600MM / 80X160CM




PANDORA CHARCOL

Galassia
SERIES

Worldwave
International

800X1600MM / 80X160CM



PANDORA BROWN

Galassia
SERIES

Worldwave
International

800X1600MM / 80X160CM



PANDORA BLACK

Galassia
SERIES

Worldwave
International

800X1600MM / 80X160CM



FOGG WHITE

Galassia
SERIES

Worldwave
International

800X1600MM / 80X160CM




MOON MARBLE

Galassia
SERIES

Worldwave
International

800X1600MM / 80X160CM



MARCELLA WHITE

Galassia
SERIES

Worldwave
International

800X1600MM / 80X160CM



MARCELLA CREMA

Galassia
SERIES

Worldwave
International

800X1600MM / 80X160CM



ASCELLA WHITE

Galassia
SERIES

Worldwave
International

800X1600MM / 80X160CM



ASCELLA CREMA

Galassia
SERIES

Worldwave
International

800X1600MM / 80X160CM



DENCELLA WHITE

Galassia
SERIES

Worldwave
International

800X1600MM / 80X160CM



DENCELLA CREMA



PACKING DETAILS

SIZE	THICKNESS	PCS / BOX	WEIGHT / BOXES	SQ. FT. / BOXES	PALLET PACKING	BOXES / CNTR.	SQ. MTR. / CNTR.
800x1600mm	9.5mm Approx	2 PCS	54 Kgs. Approx	27.55 Sq. Ft.	28 Boxes x 16 Pallet	448	1146.88